





ROLAND SRP Player

Course Content

Lessons		Status
1	Lesson 1: Creating and Saving the Part	
2	Lesson 2: Opening a Part in SRP Player	
3	Lesson 3: Creating the Toolpaths and Cutting in SRP	
4	Lesson 4: Modifying Toolpaths in SRP	
5	Lesson 5: Working with Curved Surfaces	